


# Fixed Rotor Debarker for Small Logs

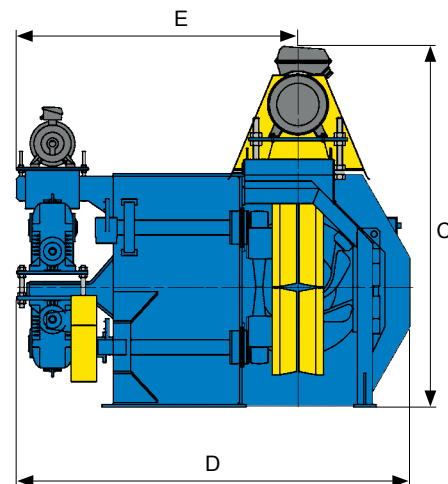
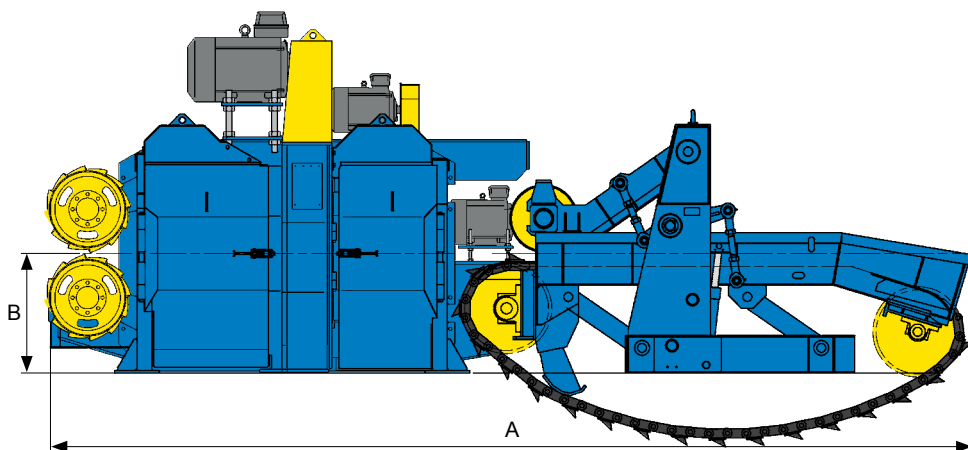
VK450  
VK450HD  
VK450SL  
VK450HDSL



## VK450



*debarker specialist*



### Debarker for small logs

- The best selling rotor debarker for small logs in the market
- Fixed debarking rotor – self centring of logs with infeed conveyor
- Fully automatic debarker – no operator needed

### Debarker with hydraulic tool pressure



- Traditional rotor type. The tool pressure is created by stretching the rubber spring hydraulically – the pressure level is controlled by a separate pump unit
- Debarking tools are installed on the outfeed side of the rotor – the tool arm is designed for ease of opening
- Tool arms are manufactured of forged steel – replaceable tool tips
- Rotor has simple construction – facilitates easy maintenance

### Automatic centring infeed conveyor

- Automatic both in vertical and sideways centring VK infeed conveyor guides the logs smoothly between the feedrolls – minimal fibre loss
- The conveyor is equipped with a hydraulic pre-opening system of the flap – especially improves the feeding of the small logs into the debarker

### Feedrolls with replaceable inserts (FibreMax)

- Three insert models available: flat teeth, sharpened teeth and spiked.
- Eases the maintenance work of feedrolls – no special skills required
- No cutting effect on the log – less fibre damage
- Better grip for frozen logs with spiked inserts – minimal fibre loss



Technical Data		VK450	VK450 HD	VK450 SL	VK450 HDSL
A	mm	6 260	6 260	6 945	6 945
B	mm	800	800	800	800
C	mm	2 400	2 400	2 400	2 400
D	mm	2 640	2 640	2 640	2 640
E	mm	1 890	1 890	1 890	1 890
Debarking diameter	mm	80 - 480	80 - 480	80 - 480	80 - 480
Minimum log length	m	2,2	2,2	1,7	1,7
Weight	kg	13 500	14 400	13 900	14 500

Due to continuous product development the technical data is subject to change without further notice.

### Hydraulic tensioning of feedrolls

- Each pair of feedrolls has its own hydraulic pressure system with pressure accumulator – the holding level of the feedroll is adjusted by a separate pump unit depending on the log size
- Simple construction of the system – facilitates easy maintenance
- The feedrolls can be equipped with active hydraulic system where the pressure level is selected from a control panel – enables higher feed speed without fibre loss



Valon Kone AB  
Bollnäs, Sweden

VK North America LLC  
Salttilo, MS, USA

Valon Kone Oy  
P.O. Box 29, FI-08101 Lohja, Finland  
Phone +358 19 36 061  
info@valonkone.com  
valonkone.com